

TONONE

technical specifications

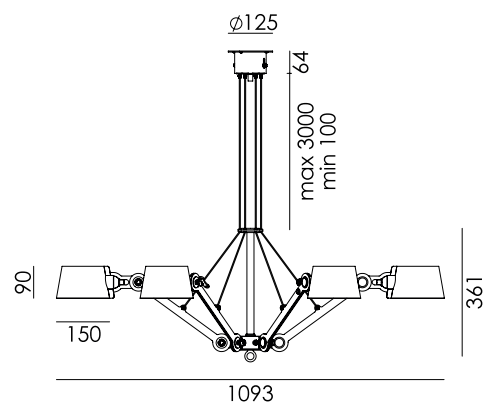
BOLT chandelier 6 arm

Design by Anton de Groof, 2013




Starting point for the products of Tonone is the passion for traditional mechanics. The first product line that resulted from this fascination is the lamp series 'Bolt'. Key element in this industrial series is the joint construction that can be adjusted with a wingnut-shaped tool. Besides being a functional tool, this wingnut is integrated in the design of the lamp itself as a distinctive visual element. The Bolt collection is available in 29 different models and in 10 colors.

Type	Chandelier
Environment	Indoor
Material	Steel & aluminum
Wingnut	Wingnut Solid Brass included
Cord length	Max 3000 mm
Weight	6,5 kg
Voltage	220-240 V
Max Watt	60 Watt
Socket	E27
IP	20
Lightsource	Lightsource not included
Packaging	
Weight	9 kg
Length	61 cm
Width	56 cm
Height	55 cm













TONONE

technical specifications



Article number

	smokey black	1161
	flux green	1163
	pure white	1165
	midnight grey	1278
	ash grey	1168
	striking orange	1166
	lightning white	1164
	thunder blue	1167
	daybreak rose	1494
	sunny yellow	1452